

HOLY WEEK

Family Devotion



HOLY WEEK


Family Devotion

Bay Life Church
1017 Kingsway Road, Brandon, FL
2021, All rights reserved.

Scripture quotations are from The ESV Bible
(The Holy Bible, English Standard Version), copyright 2001 by Crossway, a publishing ministry of
Good News Publishers. Used by permission. All rights reserved

Original Artwork by Jon Aycrigg

Version 2



AUCRIGG '21

INTRODUCTION

Easter is the most important holiday of the Christian faith. Without it, and all it represents, our faith would look very different. Yet, in the midst of Easter egg hunts, chocolate bunnies, and Easter baskets, it can be hard to keep ourselves and our families focused on the real reason for celebration.

For believers, Easter is a special time because it is a major chapter in the greatest love story ever. It is a time for us to reflect on the unbelievable love Christ poured out through the shedding of His blood on the cross and to celebrate His defeat over sin and death. Because He lives, we can live with God for eternity. Often, we get so caught up in the busyness of the season we can take our sight off of the real reason to celebrate – that God sacrificed His only Son to save us. Our prayer for your family is that you would always have your sights on Jesus, not just leading up to Easter, but every day.

WHAT IS HOLY WEEK?

Holy Week is the phrase used to define the last week of Jesus' ministry, His death, and resurrection. It accounts the last moments that led to the cross and the emotional, spiritual, and physical pain and suffering that Jesus experienced before He fulfilled God's promise to send a Savior.

It is important for us to learn about, study, and remember the events of this week because it helps make the events of this week more real to us. It is especially important for us to share these events with our children. Sometimes, it can be difficult to discuss the ugly events that took place during Holy Week.

Although we should be mindful about how we introduce and share these events with children, they should know about the sad events that led to Jesus' death and resurrection. Children are open to the cycle of life and death and can process it. Without all of the events, the story is incomplete.


HOW TO USE THIS BOOK

The goal of this devotional is to empower you and your family to obey one of the most frequent commands of Scripture, "Remember!". Again and again, God calls His people to remember what He has done for them so they can face the days ahead. Each day, you will find Scripture to read, a short devotional, questions for reflection, suggested prayers, and activities for your family. There is no right or wrong time of day to do this, but we encourage you to commit to the same routine each day; set aside your phones, turn off the distractions, and open your Bibles together.

We look forward to celebrating with you and pray God blesses you as you celebrate this season, remembering all that Jesus experienced during the week leading up to His death and resurrection.

PRAISE AND PLAYLISTS

If you would like to incorporate worship into this process, you can view our YouTube playlists where we have compiled family-friendly songs that capture the themes of each day of Holy Week.



SUNDAY

Day One





SUNDAY


SCRIPTURE

Have someone from your family read the following scripture aloud.

John 12:12-19 and Zechariah 9:9

COMMENTARY

Have some quarters to show your children during the devotion.



Have you ever been to a parade (or other event where there is cheering and celebrating, i.e. a sporting event)? What happens when the floats, bands, or entertainers pass by during the parade? (Allow children to answer.) Usually when the parade passes, people wave flags or noise makers and clap and cheer for what they are seeing.

This is a lot like what happened in Jerusalem one day. The roads leading into Jerusalem were filled with excitement. Everyone stood in the city and lined the streets to get a peek. A king was coming! When the king arrived, He came on a donkey. As He passed, the crowds waved palm branches and shouted “Hosanna, to the Son of David!” and “Hosanna, in the highest Heaven!”

Who do you think the king was? Jesus! Yes, they were waving palm branches to celebrate Him. (Display the money and point out the eagle.) Palm branches were a symbol to Jerusalem, much like the eagle is to us here in America. Just like the eagle represents freedom to us, the palm branch represented freedom to them, too. It was even on their money. It was important they were waving those palm branches. They knew that Jesus was the Savior that was prophesied in the Scriptures, as He rode in on a donkey, just like it said He would. When they waved the palm branches and shouted “Hosanna”, which means “save us”, they wanted Jesus to rescue them and set them free, but they didn’t fully understand what Jesus would free them from.

QUESTIONS FOR REFLECTION

Answer these on your own or discuss them as a family.

Preschool/Nursery

What would you do if a King came to visit you?

Let the kids give you their ideas. Some suggestions young children may relate to are: putting balloons on the mailbox, make a cake, throw confetti, or have a fireworks display.

Lower Elementary

Why did the people praise Jesus?

They praised Him because of all the things that He had done and because they saw Him as the King. Review with them the Scripture in Zechariah that points to Jesus arriving on a donkey and all the teachings and miracles Jesus had performed.

Upper Elementary

Do you think the people praising and celebrating Jesus expected too much or too little of Him?

Too little. They expected worldly freedom; freedom from a harsh ruler. What they got was eternal freedom, far beyond what they could have imagined.

As we approach Easter, what are some ways you can praise Jesus? What can we do as a family to praise Jesus more? Discuss some ideas of how you can praise and worship Jesus. Then, say “we honor Jesus by praising Him.”



PRAYER

Take some time to pray together as a family. You can say something like this:

Dear Jesus, as we celebrate Palm Sunday, help us to remember that day when everyone waved palm branches and cheered as You entered Jerusalem as King. We know that You rose from the dead and that You are alive! Help us to remember that You are our King and that we can praise You anywhere and everywhere, all the time. Jesus, we love You and praise You. It is in Your name, Jesus, we pray.

Amen.

ACTIVITIES

Seek and Find

Display the artwork on page 7. Talk about the picture with your children and what it must have been like for Jesus and for the people who were there praising Him. Then, search the picture for the following items:

- Light of the World
- Flower pot
- Palm branches
- Children
- Donkey
- Jesus
- The cross

Timeline

Display the timeline poster on page 4, then, go to page 53 and look for the “Palm Sunday” image. Help your children cut it out. Help your child find the correct place on the timeline to paste the image. Today’s hint is to look for the palm fronds lying on the ground.

Activity

This is an optional way of reinforcing the biblical concepts with your family.

Materials Needed:

- Green construction paper, scissors, crayons, tape, craft sticks

Fold the construction paper in half, long ways, and cut a half oval shape. Keeping the oval shape folded; cut little slits along the edge of the entire shape. Open the leaf and write as many names of Jesus as your family can come up with. Then, attach the craft stick as a branch and use it during worship. After worship, place this in a visible spot throughout the week that can serve as a reminder of the freedom you have from sin.

WORSHIP

You can sing one of these songs together. Each can be found on our Holy Week Music playlists: Hallelujah (Psalm 148), To the King Sing Hosanna, and/or Hosanna Rock (fun for younger kids).

NOTES





MONDAY

Day Two





MONDAY

SCRIPTURE

Have someone from your family read the following scripture aloud.

Matthew 21:12-17 and Isaiah 56:6-7



COMMENTARY

Have an adult lead your family through the discussion and commentary below.

Display cleaning items and ask your children how we use the items. Exactly, the items are used to clean! How do we know when something needs to be cleaned? Allow children to answer. Examples might be that things look dirty, or feel sticky, you can draw pictures in the dust etc. I know we try to make sure things don't get that dirty, but the truth is that we all need to do a little housecleaning from time-to-time.

This is exactly what Jesus needed to do when He walked into the temple one day. It was the annual Passover celebration, and the temple was a holy place where people went to meet and serve God. When He arrived, He was shocked at what He saw. There were men selling animals and charging to trade money, right inside the temple grounds! Jesus was so angry that these men were using a holy place to cheat people. Right then and there, Jesus picked up a rope, made a whip, and drove out the people who were selling animals. He turned over the tables of the moneychangers and reminded them what the Scriptures said, "The house of God will be a house of prayer for the nations." (Isaiah 56:6-7).

Many scholars believe the place where Jesus overturned the tables, was called the Court of the Gentiles. This was where non-Jewish people could come to pray and worship the one true God. This was the closest they could get to Him. The merchants and the moneychangers were not leaving room for people to pray and spend time with God. (Of course, that would make Jesus mad!)

Jesus, cleaning house in the temple, fulfilled the Scriptures in Zechariah 14. This Scripture tells us that there would be a day where we could worship God in every home and not only in the Temple Mount. Jesus' death and resurrection makes it possible for you to worship and be close to God anywhere and everywhere—not just in church.

QUESTIONS FOR REFLECTION

Answer these on your own or discuss them as a family.

Preschool/Nursery

If you went to the kitchen because you needed to eat but your plate was full of dirt, could you eat yet? No, yuck!

Would you be mad that there was dirt piled on your plate? Yes. **Would you clean all the bad stuff off your plate before you ate?** Yes. **How would you make your plate clean?** You would wipe off all the dirt and wash it to make it clean.

Jesus came to the Temple to pray and worship God, but He couldn't because there was such a mess and many bad things going on in the temple. He had to clean up before He could spend time in worship.



Lower Elementary

Why was Jesus so mad if people needed the animals for offerings to God? Why wasn't it OK to sell them? Selling them wasn't the problem. It was where and how they were selling them that angered God.

Upper Elementary

Why do you think Jesus was mad at the moneychangers if people needed certain types of coins for their offerings? Listen to their answers, then give your child a dime.

Let's say you have to give pennies for your offering. Give me your dime and I will give you the pennies you need to make your offering. Give your child six pennies in exchange for their dime.

Make a production of this by counting them out. You gave me your dime and I gave you six pennies so you can make your offering. You needed pennies, correct? Was that fair? Did I take advantage of you? It wasn't fair! That is what the people in the temple were doing to those who came to worship God—cheating them and cheapening the act of worship. Jesus said it was a den of robbers.

PRAYER

Take some time to pray together as a family. You can say something like this:

Dear God, help us to remember that we are Your temple and that Your Holy Spirit lives in us. Help us to find areas we need to clean up our lives so that we can serve you well. In Jesus' name we pray,
Amen.

ACTIVITIES

Seek and Find

Display the artwork on page 13. Talk about the picture with your children and discuss how Jesus felt when He found the temple being used to dishonor God. Then, search the picture for the following items:

- Overturned tables
- Jesus with the whip
- Lamb
- Serpent
- Retreating merchants

Timeline

Display the timeline poster on page 4, then, go to page 53 and look for the “Jesus Cleans the Temple” image. Help your children cut it out. Help your child find the correct place on the timeline to paste the image. Today’s hint is to look for the broken table.

Activity

This is an optional way of reinforcing the biblical concepts with your family.

Materials Needed:

- White vinegar, shallow bowl, dirty pennies, Q-tips, salt, spoon, paper towels

Pour $\frac{1}{4}$ cup of vinegar into a shallow bowl. Give your kids a Q-tip and let them dip it in the vinegar and use it to try to scrub the pennies clean. (NOTE: This will not clean the pennies.) Then, mix about a teaspoon of salt into the vinegar and use the spoon to stir until the salt is dissolved. Now, use the Q-tip to wipe the pennies off again. This time they should come clean easily.

Tell your children that our bodies are temples and we are called to honor God with them. We are all like the dirty pennies, before we ask Jesus to forgive our sins and for His help to make us more like Him. We can try to clean our hearts and rid ourselves of sin on our own, but just like when we tried to scrub our pennies with the vinegar alone, it just won’t work. We can never obey God with our own strength. Only with the help of the Holy Spirit (the salt) can we obey God and have clean hearts - clean temples - before Him.

What are some areas of your life where you need to ask the Holy Spirit to help you do some cleaning?

WORSHIP

You can sing one of these songs together. Each can be found on our Holy Week Music playlists: To Be Like Jesus and/or Psalm 51: Wisdom in the Secret Heart.


NOTES





TUESDAY

Day Three



AUG 16 '21



TUESDAY


SCRIPTURE

Have someone from your family read the following scripture aloud.

Luke 20:41-44

COMMENTARY

Have an adult lead your family through the discussion and commentary below.



Let's play a game of mimic. I am going to say something, and I want you to repeat exactly what I said. (As you say the words, make it fun by changing your voice to sound like a robot, squeak like a mouse, or be very loud and then whisper.)

Say the following and allow them to repeat: **Orange** (orange), **red** (red), **pink** (pink), **blue** (blue), **blue** (blue), **blue** (blue).

What color is the sky? (What color is the sky?) **NOTE:** They will likely say "blue" and not repeat you. **That was a fun game, but you don't have to repeat me anymore.**

Did you notice that I tricked you? (If they did repeat what you said, say "tried to trick you".) You were supposed to repeat everything I said, but when I asked what color the sky was, you didn't repeat what I said, you said blue. It wasn't very nice of me to try and trick you, was it? That is what happened to Jesus when He returned to the temple the day after He turned over the moneychanger's tables and drove the merchants out. Some of the religious leaders, called Sadducees, didn't like what Jesus had done the day before and they decided to try to trick Him and question his authority! Do you think Jesus fell for it? Of course not! Jesus is way too smart for that!

When He went to the temple on Tuesday, the Sadducees confronted Him and right away started questioning Him. The first thing they asked was "Who gave you the authority to do these things?" Jesus replied by asking them "Was the baptism of John from Heaven or from man?" They said they weren't sure because they knew that if they answered the question correctly it would prove that Jesus was the Messiah. Jesus continues to ask them questions through a couple of parables. He continues to stump the religious leaders, who are getting very angry and are now looking for a way to have Him arrested. The Passover celebration could only end one of two ways, with Jesus being crowned a King or dying as a rebel.

Then, Jesus asks them: “Why do people say that the Messiah is the son of David? David Himself says in the Book of Psalms, “The Lord said to my Lord, sit at my right hand until I put your enemies under your control.” David calls Him “Lord.” So how can He be David’s son?” (Luke 20:41-44)

Jesus asks the Pharisees and Sadducees the same question He asks of us: Who do you say that I am? There is nothing more important than the answer to that question.

QUESTIONS FOR REFLECTION

Answer these on your own or discuss them as a family.

Preschool/Nursery

If you asked your Dad why he was in charge of bedtime, he might say “Because I’m the father in this house.” The Sadducees asked Jesus why He had authority to do things in the Temple. Jesus didn’t answer them, but do you know the answer? Jesus is Lord over everything.



Lower Elementary

Who is David? *David was a King appointed by God and was promised that one of the people born into his family line would rule forever. (2 Samuel 7) Jesus was born into David’s city, Bethlehem, and fulfilled the other Scriptures that told of a coming Savior.*

Is Jesus David’s son or is He Lord? *He is both!*

Since He is David’s Lord, does He have the right to do what He did in the temple? *Yes, of course! Jesus has every right to come to the temple and overthrow the customs in place. The world and everything in it belongs to Him.*

Upper Elementary

Does Jesus have authority over your life? In what ways do you need to let Jesus work in you? *The first thing that you should do is submit your life to Christ by allowing Him to be your Lord. Then, make Jesus the focus of your life and let Him get rid of any bad habits (sin) that don’t bring Him honor.*

PRAYER

Take some time to pray together as a family. You can say something like this:

Dear Jesus, thank you for being the Son of the living God. Thank You for loving us and being the authority in our lives. Jesus, I give You the authority to help me get rid of any bad habits or sin in my life. Show me the ways that I need to change. In Jesus’ name, Amen.

ACTIVITIES

Seek and Find

Display the artwork on page 19. Talk about the picture with your children and discuss what it would have been like for Jesus to be questioned by the Sadducees. Then, search the picture for the following items:

- Jesus
- The scroll with scripture
- Sadducees

Timeline

Display the timeline poster on page 4, then, go to page 53 and look for the “David’s Lord” image. Help your children cut it out. Help your child find the correct place on the timeline to paste the image. Today’s hint is to look for the scrolls.

Activity

Make a Crown

This is an optional way of reinforcing the biblical concepts with your family.

Materials Needed:

- Disposable pie pan or paper plate, scissors, permanent markers or gem stickers


Turn the pie plate over with the bottom facing up. Use a permanent marker to divide the shape into triangle “slices”. Start by poking a hole in the center and then use the scissors to start cutting from the center towards the edges. Don’t cut all the way to the end. Fold the triangle shapes up to make the spires of a crown. Work together as a family to decorate the crown.

Remind your children that Jesus is the authority over your home and that we choose to follow Him because of what He did for us when He died on the cross. Then, choose a place to display the crown you made to serve as a reminder of who our Lord is and why we choose Him to be the authority of our home.

WORSHIP

You can sing one of these songs together. Each can be found on our Holy Week Music playlists: King of Me and/or Totally God, Totally Man.

NOTES



APR 16 '21



WEDNESDAY

Day Four



AGRIC




WEDNESDAY

SCRIPTURE

Have someone from your family read the following scripture aloud.

Luke 22:1-6



COMMENTARY

Have an adult lead your family through the discussion and commentary below.

Do you have a really good friend? Has one of your friends ever been really mean to you? How did it feel when your friend was unkind to you?

I am sorry that happened to you. I know it makes us feel bad when people we care about don't make nice choices. Did you know that Jesus had a friend who betrayed Him? He did!

As you know, the religious leaders were not happy with Jesus because they couldn't trick Him, and they were looking for a way to arrest Him to get rid of Him for good. They thought He was just another, in a very long line of fake messiahs.

Jesus had twelve disciples. The disciples were Jesus' close friends and were close to Him. One of His disciples, His own friend, plotted with the angry religious leaders to betray Him. His name was Judas! Judas went to the religious leaders and discussed with them how He might betray Jesus. They offered Him money and he agreed to betray Jesus for 30 pieces of silver! Then, he watched for a chance where he could betray Him.

What man means for evil, God uses for good.

There is someone else that I haven't mentioned as part of this story. In Luke 22:3, it says "Satan entered Judas." The betrayal of Jesus was an evil action by the devil. Yet, somehow it is also part of the plan that God had from before the creation of the world.

What Satan means for evil, God uses for good.

QUESTIONS FOR REFLECTION

Answer these on your own or discuss them as a family.

Preschool/Nursery

Judas was not a friend to Jesus even though he pretended to be. He traded Jesus for 30 pieces of silver! Would you trade your parents for 30 pieces of bubble gum? That would not be a good trade because Mom and Dad are so much more important than gum! Judas realized he made a bad choice afterwards.

Lower Elementary

What do you think about Judas? Do you think he was a good friend? Allow children to respond before discussing the following. It is easy for us to look at Judas as the bad guy who betrayed Jesus. It is important to remember that we all sent Jesus to the cross. The Bible says that we are all sinners. Judas' story is our story. What we have meant for evil, God will use for good.

Upper Elementary

What do you think the word betray means? Unfaithful, disloyal, to turn against someone after acting like you loved them.

Thinking about this description of betrayal, have you ever betrayed anyone? Answers will vary based on age and experience. Discuss answers.

What are some ways you can be a better friend? Answers will vary.



PRAYER

Take some time to pray together as a family. You can say something like this:

Dear Jesus, thank you for loving us even though we all betray you. Help us to be a friend like you who loves no matter what. Open our eyes to the things we do to that betray you and help us to find ways to be loyal to you. We love you. In Jesus' name,
Amen.

ACTIVITIES

Seek and Find

Display the artwork on page 25. Talk about the picture with your children and discuss how Judas betrayed Jesus.

NOTE: Today's image is a continuation of Judas' betrayal during the Lord's Supper, which actually happens on Thursday. Focus on the part of the picture where Judas left.

Then, search the picture for the following items:

- Judas
- Dead potted plant
- Spilled cup of wine
- Bread
- Fish
- Cross

Timeline

Display the timeline poster on page 4, then, go to page 53 and look for the "Lord's Supper Table" image (Judas betraying Jesus). Help your children cut it out. Help your child find the correct place on the timeline to paste the image. Today's hint is to look for the empty dinner table.

Activity

This is an optional way of reinforcing the biblical concepts with your family.

Materials Needed:

- Bible, 30 small circles of cardstock, aluminum foil, a piece of fabric or sock, a piece of ribbon, and a note that says "The Evil Plot to Kill Jesus"

Wrap foil around thirty cardstock circles. Then place them in the fabric/sock pouch. Tie a piece a ribbon around it and with the note attached. Place this somewhere to remind you we all have betrayed Jesus, but because of his sacrifice, we can seek to be loyal to Him instead.

WORSHIP

You can sing one of these songs together. Each can be found on our Holy Week Music playlists: Story of the Cross and/or A Good Friend.

NOTES





THURSDAY

Day Five



Apr 21/10



THURSDAY

SCRIPTURE

Have someone from your family read the following scripture aloud.

Matthew 26: 17-46

COMMENTARY

Have an adult lead your family through the discussion and commentary below.



NOTE: Prior to the lesson, prepare a wash basin or large bowl with water and towels.

As Thursday began, Jesus sent several of his disciples out into the city to begin preparations for the Passover meal. They were to follow a man carrying a jar of water to an upper room where they would celebrate. The disciples did what Jesus asked them to do, but they were thinking about something that Jesus had said to them earlier in the day, “My time is at hand.”

All throughout Jesus’ teachings, He thought about this hour. He often refused to speak or act in a certain way because His time had not yet come. On Thursday, things had changed and He knew that this was the time that His purpose and mission would be uncovered. Once they arrived at the host’s home to celebrate the Passover meal, something interesting and very unexpected happened. Jesus washed the disciples’ feet!

Ask your family members to take off their socks and shoes and explain that you want to serve them the way that Jesus served His disciples, then, wash each of their feet. Try to make this a serious time.

After Jesus washed their feet, they feasted. During the feast, Jesus said, “One of you is going to betray me.” The disciples were sad. Judas, who was going to betray Jesus, said, “Surely you don’t mean me, teacher.” Can you imagine his anxiety as He said that, knowing that He was indeed the one who would betray the Son of Man? Jesus replied, “You have said so.” Judas left into the night.

After the meal, Jesus led the disciples to the Garden of Gethsemane. With time running short, Jesus left the disciples behind and asked them to pray, as He went alone to plead with God. Overcome with sadness about what He knew was about to happen, Jesus fell to the ground and said, “My Father, if it is possible, take this cup of suffering from me. But let what you want be done, not what I want.”

The response was silence.

“My Father, is it possible for this cup to be taken away from me? But if I must drink it, may what you want be done.” God’s silence says a lot. He wasn’t asking for sacrifices from man anymore, He was offering up His own instead.

Then, Jesus makes his way back to the disciples and finds them asleep again. They were completely unaware of Jesus’ agony. He wakes them and issues a final warning, Judas had returned with guards and Jesus was arrested.

QUESTIONS FOR REFLECTION

Answer these on your own or discuss them as a family.

Preschool/Nursery

As you are talking and asking this question, pretend to fall asleep several times and let your child try to wake you up.

“Something very important was going to happen that night. Jesus knew it, he warned the disciples (ZZZZZ) sorry, but they kept falling asleep. Jesus woke them up and then (ZZZZZ). Oh sorry, they fell asleep again! How would you feel if something very big and scary was happening and we kept falling asleep when you were asking us for help? How do you think Jesus felt when the people he asked to help him during a hard time, kept falling asleep? Do you think you could stay awake?”

Answers will vary. Discuss your child’s responses with them.

Lower Elementary

Thursday, of Holy Week, is commonly called Maundy Thursday. Maundy is short for Mandatum, which is a Latin word that means ‘command.’ Read John 13:34.

In John 13:34, before He is arrested, Jesus says, “I give you a new command. Love one another. You must love one another, just as I have loved you. If you love one another, everyone will know you are my disciples.”



Why was it a big deal that Jesus washed the disciples' feet?

Back when Jesus and the disciples lived, they walked with sandals or with no shoes on everywhere they went. The roads were dirty and their feet were often covered with mud. Before enjoying a meal together, a servant usually washed the guests' feet. Here they were, about to celebrate Passover with Jesus, their Lord, and He wanted to wash THEIR feet.

How can you show love to others?

Jesus set an example for the disciples to serve one another. Jesus did not come to be served but to serve. We can follow that example and serve and help one another.

Upper Elementary

Why do you think Judas was surprised that Jesus knew that He would betray Him? *We often think we can hide our darkest secrets. We can't hide our secrets from Jesus. He knows our hearts. Judas' agreements, with the priests to betray Jesus, did not happen without Jesus' awareness.*

What are some ways you can serve each other? What are some ways, as a family, that you can serve the community? Who are some specific people in your community that you can serve? *Discuss possible options as a family and then agree on some ways you can serve.*

PRAYER

Take some time to pray together as a family. You can say something like this:

Dear Jesus, thank you for giving yourself in our place. Help us to identify the ways we try to hide from you and help us to ask for forgiveness so that we may glorify you,
Amen.

ACTIVITIES

Seek and Find

Display the artwork on page 31. Talk about the picture with your children and discuss how Jesus must have felt in the garden, knowing what was about to happen.

Then, search the picture for the following items:

- 11 sleeping disciples
- Jesus
- Judas
- 3 crosses of Golgotha
- Weapons
- Encroaching darkness and evil (blood red, with the approach of Judas)

Timeline

Display the timeline poster on page 4, then, go to page 53 and look for the “Jesus in the Garden” image. Help your children cut it out. Help your child find the correct place on the timeline to paste the image. Today’s hint is to look for the garden with the disciples.

Experiment

This is an optional way of reinforcing the biblical concepts with your family.

Materials Needed:

- Ice cubes, marshmallows

Let everyone have a marshmallow. Ask “How does it taste? Sweet and delicious, right?” Then, give everyone an ice cube and tell them to hold it in their mouth as long as they can, until they can’t take it anymore. Immediately give them another marshmallow and ask “How does it taste now? Wait, why can’t you taste the sweetness anymore?”

Sometimes we get so caught up in taking care of ourselves or thinking about what we want to do that we do not notice the needs of others around us. Jesus set an example for the disciples in serving one another when He washed their feet. The Bible says that Jesus did not come to serve, but to be served. Sometimes we let our hearts grow cold (just like our tongues) and we lose feeling to the needs of others around us. We become numb! What are some ways that you can stay focused on the needs of others around you? How can you serve someone this week and be a sweet blessing to them?

WORSHIP

You can sing one of these songs together. Each can be found on our Holy Week Music playlists: Love the Lord and/or Love Like You.



FRIDAY

Day Six





FRIDAY


SCRIPTURE

Have someone from your family read the following scripture aloud.

John 19:1-30

COMMENTARY

Have an adult lead your family through the discussion and commentary below.



Good Friday sounds like a celebratory day, doesn't it? It is a day we celebrate because of all that Jesus did for us that day. Though we celebrate, it was also a sad day.

Jesus was arrested on Thursday after Judas, just like Adam, betrayed God in a garden. The guards came and arrested Jesus. Had Jesus done anything wrong? No, *Jesus never did anything wrong, ever.* After He was arrested, the disciples left and Jesus was taken to the house of the high priest, which was kind of like a court of law. He was charged with blasphemy, which is speaking badly about, or insulting God. The punishment for this crime was death. Jesus had to go to the governor's house, Pontius Pilate, to be told what his punishment was going to be.

Pontius Pilate was a very mean man. He did whatever he had to do to keep his power over Rome. However, he was very cautious about sentencing Jesus to death. He didn't want Jesus' blood on his hands. He told the chief priests, "You take Him and crucify Him, I, myself, find no basis for a charge against Him." The priests insisted there was a law that said Jesus must die because He claimed to be the Son of God. This scared Pilate. Pilate asked Jesus where He came from and Jesus wouldn't answer Him. Pilate asked, "Do you refuse to speak to me? Don't you understand? I have the authority to set you free or to crucify you?" Crucify means to nail to a cross. That is pretty scary, isn't it?

Listen carefully to how Jesus responded to Pilate. "You would have no authority over me at all unless it had been given to you from Heaven." Jesus stood before Pilate because He **CHOSE** to be there. Then, Pilate tries very hard to set Jesus free. At last, after many attempts, Pilate says to the Jewish people, "Here is your king." They shouted, "Crucify Him!" He handed Jesus over to them to be crucified.

Sometimes when we talk about Jesus' death on the cross, we don't realize just how much Jesus suffered. Jesus was beaten badly, until He wasn't even recognizable. Jesus carried the cross outside of the city of Jerusalem to a hill called Golgotha, where He was nailed to a cross to die a very painful death. On Good Friday, the source of all goodness, took the punishment for all evil and sin, and gave Himself over to the grave. It is impossible to describe, with our words, what an unbelievable act of love Jesus' sacrifice was. All of the words in all of the books ever written will never be enough to capture the power, the horror, the beauty, and the glory of the cross of Jesus. Why would anyone ever choose to do what Jesus did? LOVE. He did this for you, for me, for every sin ever. LOVE.

QUESTIONS FOR REFLECTION

Answer these on your own or discuss them as a family.

Preschool/Nursery

All of us have done bad things that are against God's rules. Still, Jesus took the punishment for us because He loves us so much. How would you tell Jesus

thank you if you could talk to him? After your child has expressed what they would say to Jesus, show them how you can say it to Jesus in a prayer.

Lower Elementary

How do you feel hearing about what happened to Jesus on Good Friday? Answers will vary. Let kids know that it is OK to have big feelings and emotions about this. I rarely can tell the story of Jesus' sacrifice without tearing up and crying. We should feel deeply about this amazing act of love.

Upper Elementary

What exactly is sin? How serious is sin to God? Anything that is against the will of God is a sin, and God hates sin. The Bible says that the wages for sin is death. That is why Jesus took the punishment for all of our sins, so that we could have life with God forever. The Bible also says that we are all sinners and we all fall short of the glory of God; everyone except Jesus.

Why did Jesus have to die? Jesus led a perfect life and was fully God and fully man. He was the perfect sacrifice. Jesus had to die to put an end to the punishment of sin and death.

PRAYER

Take some time to pray together as a family. You can say something like this:

Dear Jesus, there are not enough words to say how much I thank You for taking the punishment for all of my sins. I am so sorry for my sins and ask You to forgive me. Help me to identify any other sins and help me to change my heart. I love you Jesus, Amen.



ACTIVITIES

This is an optional way of reinforcing the biblical concepts with your family.

Seek and Find

Display the artwork on page 37. Talk about how difficult it was for Jesus on the cross. Then, search the picture for the following items:

- The cross
- Crown of thorns
- Mary holding Jesus
- The Hebrew word for “It is finished!”
- The tomb
- Clouds that are about to darken the entire scene below

Timeline

Display the timeline poster on page 4, then, go to page 53 and look for the Good Friday image. Help your children cut it out. Help your child find the correct place on the timeline to paste the image. Today’s hint is to look for the giant teardrops on the ground and disciples looking up to see where they came from.

Experiment

This is an optional way of reinforcing the biblical concepts with your family.

Materials Needed:

- Black construction paper, white crayons, tape, a cross cut-out of construction paper

Cut up the pieces of construction paper into jagged pieces large enough to write on. Lay them on the center of the table with the crayons. Lead your family in a time of prayer, asking God to reveal to them any areas where they have sinned. Ask them to write it on the paper, fold it if they wish, and tape it to themselves. Remind them that each of us is a sinner and that Jesus died for every one of our sins. Ask them to remove the “sin” from themselves and tape it to the cross. Each time they put a sin on the cross say something like, “Jesus took that one,” and “Jesus paid the price for that one.”

Jesus’ death on the cross covered all of our sins! What happened on Good Friday was tragic and sad and even a little scary, as we hear the story of Jesus being arrested and hung on the cross to die. But what others meant for evil, God meant for good. Without Jesus’ death on the cross and His resurrection three days later, we would never have the freedom from sin that his sacrifice paid for us. We would have to pay for our own sins and that would be impossible!

WORSHIP

You can sing one of these songs together. Each can be found on our Holy Week Music playlists: *By His Wounds* and/or *In Christ Alone*.

NOTES





SATURDAY

Day Seven





SATURDAY

SCRIPTURE

Have someone from your family read the following scripture aloud.

Acts 2:24-27

COMMENTARY

Have an adult lead your family through the discussion and commentary below.



NOTE: Prior to starting the devotion, have dinner or a snack prepared for your family. Close blinds and windows and turn off lights. Light a couple of candles. Then call your family together and try to keep the discussion somber.

Saturday was a dark and serious day that left a lot of people with a lot of questions. After He died on the cross, Jesus' body was laid in a tomb and a big stone rolled over it. A guard stood at the tomb. He remained there all day Saturday. Can you imagine what Saturday was like for the disciples and others that loved Jesus and had believed that He was the Messiah?

We are sure they were thinking about how the events of the week had unfolded and couldn't believe it had started with Jesus being celebrated as He entered Jerusalem and ended with Him in a tomb. I imagine that they thought about all the things that happened. Judas betrayed Jesus. Peter denied Him. Jesus was arrested. He was murdered on a cross. It was a dark day for them; they felt like they had lost. They had great hope that Jesus was the promised Messiah, but He was gone. How were they going to explain to their families that the man they left everything to follow was not who they thought He was? They struggled to believe that Jesus was who He said He was. They thought about His final words over and over again, "It is finished."

While the disciples thought that hope was lost and that death had won, the exact opposite had happened. By dying, Christ had destroyed death's power over us. They just didn't know it yet. Things would change very soon.

QUESTIONS FOR REFLECTION

Answer these on your own or discuss them as a family.



Preschool/Nursery

Jesus' body went in a dark tomb, and they were sad because they thought he was going to stay there because he died. When a caterpillar goes into a cocoon, it doesn't stay there, it turns into a beautiful butterfly. If Jesus' body was put in the tomb and stayed dead, you would be very sad! (Secretly) But since we know that, like a butterfly, he came out of the tomb even greater and with everlasting life, we can be excited! Do you think his friends would have been sad, if they knew what was going to happen? *Let children respond.*

Lower Elementary

Imagine if you were the disciples and were thinking about all that had happened. What would you be thinking about? How do you think you would feel? *Answers will vary. Allow children to respond and discuss their responses. Perhaps share how you might feel.*

Upper Elementary

Even after everything they had seen Jesus do, the disciples doubted who He was because He died and was in a tomb. They didn't know what we know, but they experienced doubt just like we do. Have you ever doubted Jesus? When? *If your kids can't provide any examples, tell them about a time you doubted your faith.*

PRAYER

Take some time to pray together as a family. You can say something like this:

Dear Jesus, thank You for dying on the cross for me. Thank You for taking the punishment for my sins. Help me to recognize when I am having trouble believing your promises and help me to trust that you are good and you always keep your promises. In Jesus' name, Amen.

ACTIVITIES

Seek and Find

Display the artwork on page 43. Talk about how confusing it must have felt for those that loved and trusted Jesus.

Then, search the picture for the following items:

- Jesus in the tomb
- Stone blocking the tomb entrance
- Angels guarding the tomb
- Roman soldiers

Timeline

Display the timeline poster on page 4, then, go to page 53 and look for the “Jesus in the Tomb” image. Help your children cut it out. Help your child find the correct place on the timeline to paste the image. Today’s hint is to look for the rocky and desolate ground.

Activity

This is an optional way of reinforcing the biblical concepts with your family.

Materials Needed:

- Building blocks or bricks, pen and a sheet of paper

Brainstorm a list of promises that Jesus made in the Bible and even some promises He has made to you personally. Gather a block for each promise you listed and build a cross. Set it somewhere that will remind you that God builds our faith “one brick” (promise) at a time. God always keeps His promises.

WORSHIP

You can sing one of these songs together. Each can be found on our Holy Week Music playlists: By His Name, Christ is the Life of the World, and/or Good and Faithful Shepherd.

NOTES





SUNDAY

Day Eight



1991/10/10



SUNDAY

SCRIPTURE

Have someone from your family read the following scripture aloud.

John 20:19-20

COMMENTARY

Have an adult lead your family through the discussion and commentary below.



Like Saturday, Easter Sunday began as another dark day. Since they had to prepare for Sabbath, Jesus' body was placed in the tomb before they were able to prepare His body. On Easter morning, Mary went to the tomb to take care of Jesus. When she arrived, the guards were gone, the stone was rolled away, clothes were laying on the ground, and Jesus' body was gone!

The disciples came back and forth from the tomb, in shock; first John, then Peter. During all of this time, Mary stayed at the grave. She was overwhelmed with how much she missed Jesus. Through her tears, she noticed angels in the tomb and then heard a voice behind her say, "Why are you weeping?" In all of her sadness, she couldn't recognize who was speaking. You see, she had remained at the cross until Jesus died. Her last memory of Jesus' face was scarred from the beating He took. This man looked perfect. This was not the same man. How could it be?

Then came her name, "Mary." That was when she knew it was Jesus! He was alive!

Mary ran to tell the disciples the news. They gathered in secret behind locked doors. Suddenly, Jesus appeared to them! He didn't come through the door; it was still locked! He was just, simply, there with them. Can you imagine what it was like in that room, to see their King alive? Jesus greeted them with "Shalom", which means peace. Saying "Shalom" was a way to express joy, well-being, and comfort that came with God's favor. Jesus held out his hands and showed them the holes and they felt the comfort that can only come from God's favor. It was then that the disciples began to understand Jesus' mission. They understood that the years of countless hours of teaching all led to the cross. It was to save us all—to bring us the peace that only God's favor can.

Jesus then tells them to go into the world and share our faith. Just as the Father sent Jesus into the world, we are to tell everyone the good news of Easter, that Jesus is alive! He has declared VICTORY over the grave and death. The enemy has NO POWER over us.

This is the story of Holy week. The world was created in 7 days and in these 7 days of Holy week it has been made new. Now, we trust in Jesus and tell everyone about Him. We wait for the day that Jesus will come back and wipe away every tear and right every wrong. This is the reason that on this day, churches all over the world declare, "The Lord is risen. He is risen indeed. Alleluia!"

QUESTIONS FOR REFLECTION

Answer these on your own or discuss them as a family.

Preschool/Nursery

What is the kindest thing that someone has ever done for you? Allow kids to respond. Then say, what a nice thing to have happen to you. I bet when that happened you felt really happy and told people about it. Jesus gave his whole life so that we could be with God in Heaven. He defeated death and set things right for all of us. That is the most amazing thing that has ever happened to me and it makes me want to tell everyone about it.

Upper and Lower Elementary

What do you think it was like for Mary when she realized that it was Jesus? What do you think it was like when He appeared to the disciples in the room and showed them the wounds in His hands? Answers will vary. Allow children to respond and discuss their responses. Perhaps share how you might feel.

Who do you know that needs to hear about Jesus? What are some ways that you can share all about what Jesus has done for us? Discuss the people in your children's lives who need to know Jesus and talk about how you can share the Gospel with them.

PRAYER

Take some time to pray together as a family. You can say something like this:

Dear Jesus, thank you for dying on the cross for me. Thank you for rising from the grave so that I could have a relationship with you. Help me to find ways to tell others all about the good news of Easter.

Amen.



ACTIVITIES

Seek and Find

Display the artwork on page 49. Talk about how confusing it must have felt for those that loved and trusted Jesus.

Then, search the picture for the following items:

- Earthquake opening in the ground to the tomb
- Angel is rolling the stone away
- The women, Mary, Mary, and Salome, arriving with baskets of embalming spices
- Peter and John racing to get there
- Tomb with linens and headpiece
- Flowers in bloom
- Jesus standing about to emerge

Timeline

Display the timeline poster on page 4, then, go to page 53 and look for the “Resurrection” image. Help your children cut it out. Help your child find the correct place on the timeline to paste the image. Today’s hint is to look for the wonderful beams of light.

Activity

This is an optional way of reinforcing the biblical concepts with your family.


Materials Needed:

- Crescent rolls, marshmallows, butter, cinnamon, sugar. A really fun activity to do on Easter is to make Resurrection rolls. There are many websites with instructions for how to make these rolls. It is always fun (tasty too) for kids to open the “tomb” and see that it is empty.

WORSHIP

You can sing one of these songs together. Each can be found on our Holy Week Music playlists: Crown Him with Many Crowns, Doxology/Oh Shout for Joy, Jesus is Alive, All Creatures of our God and King, Christ is Risen, He is Risen Indeed, and/or He is Risen.

TIMELINE IMAGES



Cut out timeline image and glue square on timeline poster on page 4.



Bay Life
CHURCH